



Name _____ Date _____

Learning About Even and Odd Numbers

A Math Mini-Unit

In this mini-unit, you will learn to identify even and odd numbers. Even numbers are the numbers 0, 2, 4, 6, 8, and any number that ends with one of these numbers. Odd numbers are the numbers 1, 3, 5, 7, 9 and any number that ends with one of these numbers.

Example 1: 218 is an even number because it ends with the number 8. The number 8 is an even number.

Example 2: 115 is an odd number because it ends with the number 5. The number 5 is an odd number.

Using the rule in the text box above, write the word even or odd on the line.

1. 17 _____
2. 178 _____
3. 32 _____
4. 9 _____
5. 21 _____
6. 95 _____
7. 26 _____
8. 50 _____
9. 37 _____
10. 64 _____
11. 73 _____
12. 89 _____
13. 128 _____
14. 3 _____





Name _____ Date _____

Learning About Even and Odd Numbers

A Math Mini-Unit

Even Numbers

Part A: Look at the numbers in the box. Circle the even numbers. Remember that even numbers are the numbers 0, 2, 4, 6, 8, and any number that ends with one of these numbers.

142	87	166	31	90	85	104
69	114	322	97	68	14	11
128	91	80	153	74	92	133
880	111	75	144	743	902	88
650	432	183	210	48	171	40

Part B: Circle the letter of the correct answer.

- Which of the following groups contains only even numbers?
 - 322, 119, 474, 86
 - 18, 100, 126, 184
 - 34, 175, 211, 190
 - 315, 191, 77, 663
- Which of the following groups contains only even numbers?
 - 208, 433, 89, 112
 - 111, 903, 815, 67
 - 62, 46, 908, 212
 - 110, 88, 116, 193
- Which of the following groups contains only even numbers?
 - 199, 111, 415, 797
 - 690, 588, 202, 147
 - 800, 650, 433, 129
 - 190, 44, 32, 68





Name _____ Date _____

Learning About Even and Odd Numbers

A Math Mini-Unit

Odd Numbers

Part A: Look at the numbers in the box. Circle the odd numbers. Remember that odd numbers are the numbers 1, 3, 5, 7, 9, and any number that ends with one of these numbers.

151	19	144	11	60	35	208
48	113	221	90	54	18	23
147	99	28	140	55	87	167
30	319	77	150	899	870	42
198	761	191	218	78	263	94

Part B: Circle the letter of the correct answer.

- Which of the following groups contains only odd numbers?
 - 767, 818, 903, 27
 - 144, 210, 175, 168
 - 670, 882, 448, 326
 - 19, 185, 123, 909
- Which of the following groups contains only odd numbers?
 - 199, 217, 489, 567
 - 128, 314, 23, 78
 - 55, 37, 128, 197
 - 73, 45, 90, 888
- Which of the following groups contains only odd numbers?
 - 188, 344, 286, 156
 - 121, 679, 845, 123
 - 84, 56, 93, 211
 - 688, 910, 313, 645





Name _____ Date _____

Learning About Even and Odd Numbers

A Math Mini-Unit

Even and Odd Numbers

Part A: Use a blue crayon to color the even numbers.
Use a yellow crayon to color the odd numbers.

178	21	72	83	75	110	330	500	217	90
209	143	408	344	159	41	219	85	55	199
161	88	166	173	875	7	158	87	69	210
336	116	649	211	60	263	95	50	861	6
22	991	263	508	777	44	3	12	909	30
18	212	540	14	32	86	15	1	762	9
40	427	115	76	20	17	43	133	288	91
89	8	29	673	49	180	994	90	557	883
10	11	744	279	881	4	547	71	39	422
5	0	315	2	16	14	222	38	42	114

Part B: Read each of the following. Circle the correct answer.

- Which of the following is an odd number?
a. 128 b. 117
c. 504 d. 110
- Which of the following is an even number?
a. 311 b. 407
c. 908 d. 133
- Which of the following is an even number?
a. 160 b. 69
c. 501 d. 735
- Which of the following is an odd number?
a. 212 b. 188
c. 436 d. 157
- Which of the following is an even number?
a. 991 b. 200
c. 547 d. 441
- Which of the following is an odd number?
a. 139 b. 216
c. 144 d. 12





















Name _____ Date _____

Learning About Even and Odd Numbers

A Math Mini-Unit

Even and Odd Numbers

Color the apples with odd numbers yellow. Color the apples with even numbers red.





Name _____ Date _____

Learning About Even and Odd Numbers

A Math Mini-Unit

Answers to Even and Odd Numbers

Mini Unit

- Page 1:
- | | |
|---------|----------|
| 1. odd | 8. even |
| 2. even | 9. odd |
| 3. even | 10. even |
| 4. odd | 11. odd |
| 5. odd | 12. odd |
| 6. odd | 13. even |
| 7. even | 14. odd |

Page 2: The following numbers should be circled:

- 142, 166, 90, 104
- 114, 322, 68, 14
- 128, 80, 74, 92
- 880, 144, 902, 88
- 650, 432, 210, 48, 40

1. b
2. c
3. d

Page 3: The following numbers should be circled:

- 151, 19, 11, 35
- 113, 221, 23
- 147, 99, 55, 167
- 319, 77, 899,
- 761, 191, 263

1. d
2. a
3. b

Page 4:

178	21	72	83	75	110	330	500	217	90
209	143	408	344	159	41	219	85	55	199
161	88	166	173	875	7	158	87	69	210
336	116	649	211	60	263	95	50	861	6
22	991	263	508	777	44	3	12	909	30
18	212	540	14	32	86	15	1	762	9
40	427	115	76	20	17	43	133	288	91
89	8	29	673	49	180	994	90	557	883
10	11	744	279	881	4	547	71	39	422
5	0	315	2	16	14	222	38	42	114





Name _____ Date _____

Learning About Even and Odd Numbers

A Math Mini-Unit

1. b
2. c
3. a
4. d
5. b
6. a

Page 5: The following should be colored yellow:
883, 125, 141, 49, 667, 323, 779, 303, 281, 759

The following should be colored red:
550, 442, 900, 914, 770, 662, 406, 72, 200, 36

